

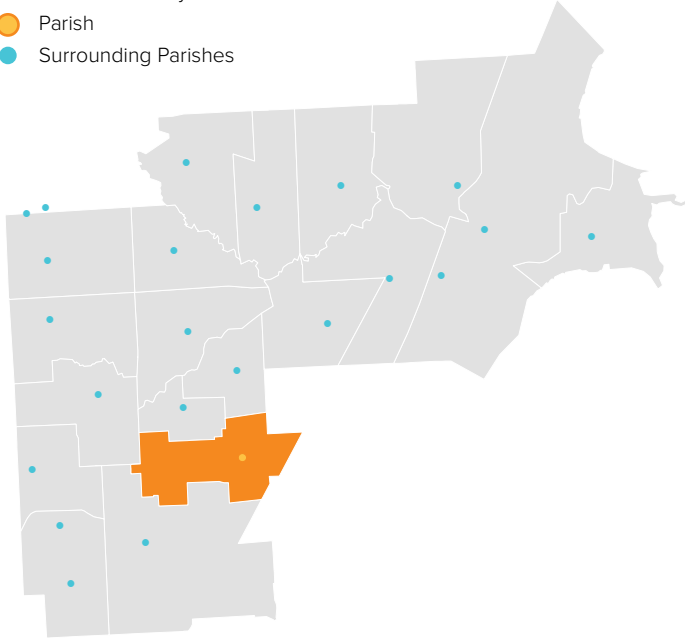
ST. FAUSTINA

WARREN, MI / CENTRAL MACOMB VICARIATE / NORTHEAST REGION

Parish Profile and Survey Results

KEY

- Parish Boundary
- Parish
- Surrounding Parishes



TOTAL SURVEY RESPONSES

Parish ID	Name	responses
319	St. Faustina	563

PARISH LOCATION AND BOUNDARY - WITHIN VICARIATE

PARISH CATHOLIC POPULATION FACTS

	2000	2013	% Change
Total Registered Households	4,260	1,576	-63.0%
Total Registered Individuals	12,780	4,413	-65.5%
% of HH in Parish Boundary		71%	
% of HH Outside Parish Boundary		29%	

KEY U.S. CENSUS FACTS

	2000	2010	% Change
Total Households	10,599	10,443	-1.5%
Total Population	24,203	23,724	-2.0%
Median Household Income	\$48,591	\$49,084	1.0%
Median Age	42.4	35.2	-17.1%

PARISH FINANCIAL STATS

	08-09	12-13	% Change
Total Operating Income	\$-	\$985,247	0.0%
Total Operating Expenses	\$-	\$1,057,486	0.0%
LDP Debt	\$-	\$-	0.0%
AOD & MCC	N/A	\$-	N/A
Outstanding payables			
Total Savings	\$-	\$193,041	0.0%

PARISH SACRAMENTAL STATS (5 YR. TREND)

	2008	2013	% Change
Baptisms	106	34	-67.9%
First Communions	69	40	-42.0%
Confirmations	32	37	15.6%
Total Marriages	21	2	-90.5%
Funerals	145	71	-51.0%

ST. FAUSTINA

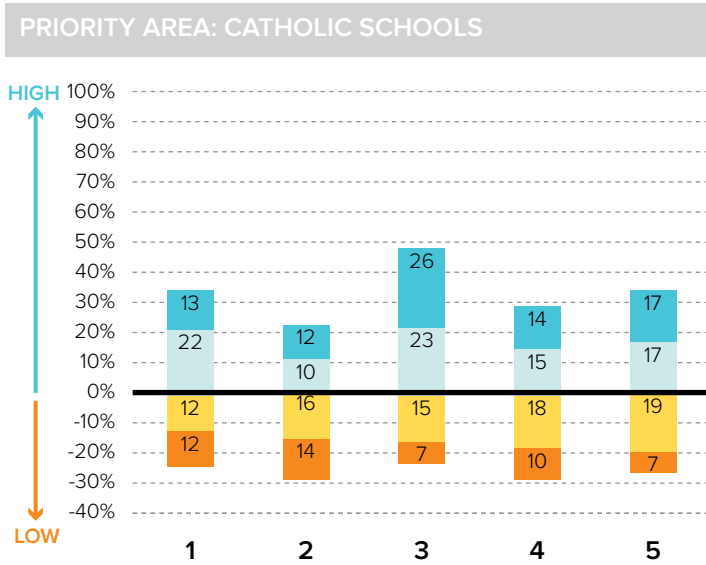
WARREN, MI / CENTRAL MACOMB VICARIATE / NORTHEAST REGION

KEY
 % Excellent
 % Good
 % Fair
 % Poor

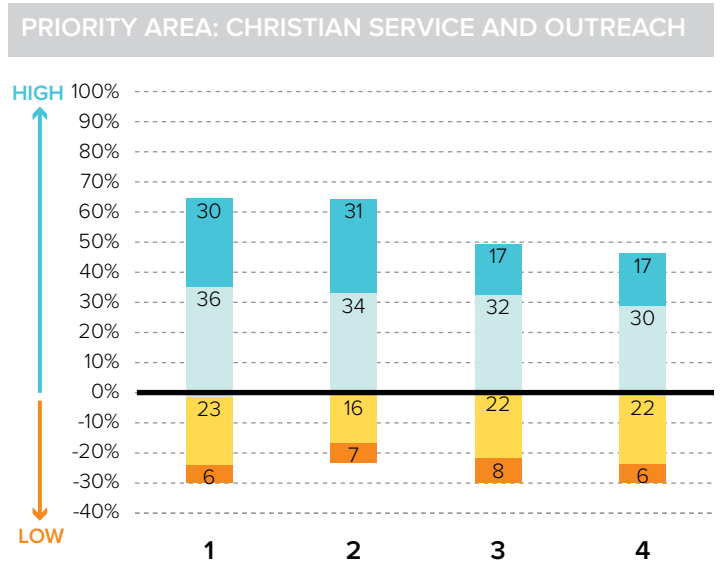
Survey Results Part I: Mission Priorities

The following graphs show how parishioners rated each of the objectives associated with a mission priority area. The graphs are split between positive values for high ratings (“good” or “excellent”) and negative values for lower ratings (“fair” or “poor”). “Don’t know” responses are not shown in the graphs at right to more easily show the split between high and low ratings.

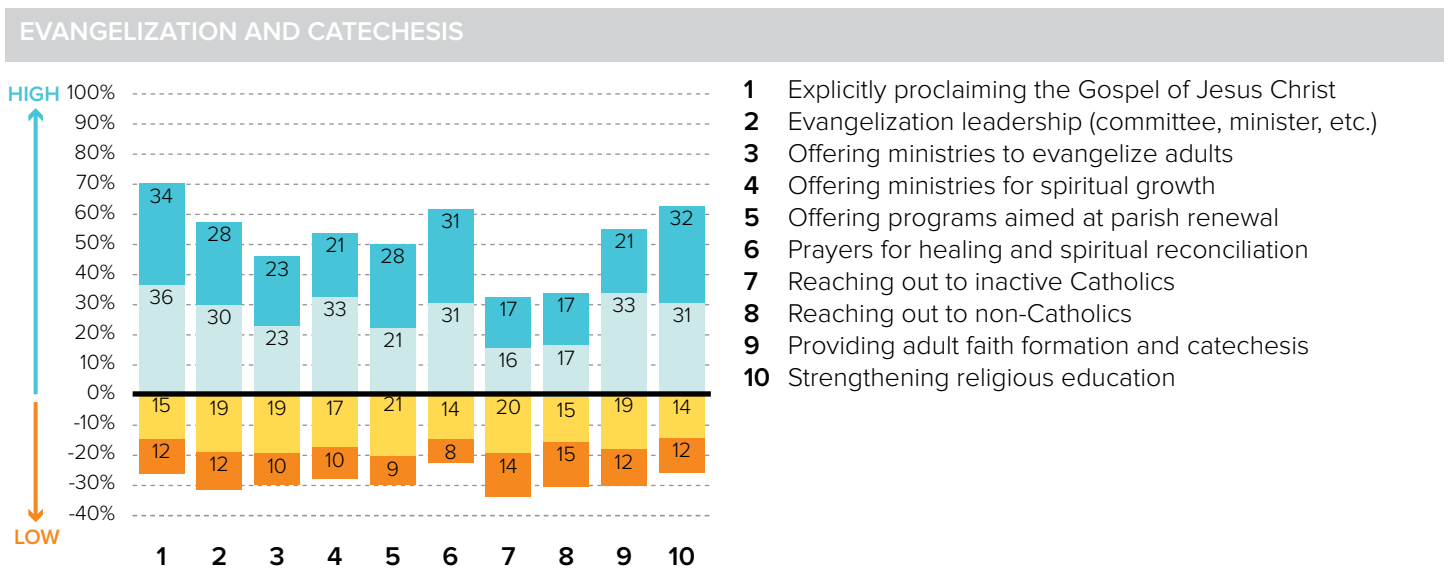
To the best of your ability, please evaluate how well your parish is doing in each of these areas.



- 1 Ensuring a Catholic education is financially viable
- 2 Keeping tuition affordable to all Catholics
- 3 Maintaining a Catholic identity
- 4 Using technology effectively
- 5 Ensuring academic success and Catholic formation



- 1 Christian service projects for the parish community
- 2 Christian service projects for youth and young adults
- 3 Building interfaith relationships
- 4 Collaborating with other community organizations



- 1 Explicitly proclaiming the Gospel of Jesus Christ
- 2 Evangelization leadership (committee, minister, etc.)
- 3 Offering ministries to evangelize adults
- 4 Offering ministries for spiritual growth
- 5 Offering programs aimed at parish renewal
- 6 Prayers for healing and spiritual reconciliation
- 7 Reaching out to inactive Catholics
- 8 Reaching out to non-Catholics
- 9 Providing adult faith formation and catechesis
- 10 Strengthening religious education

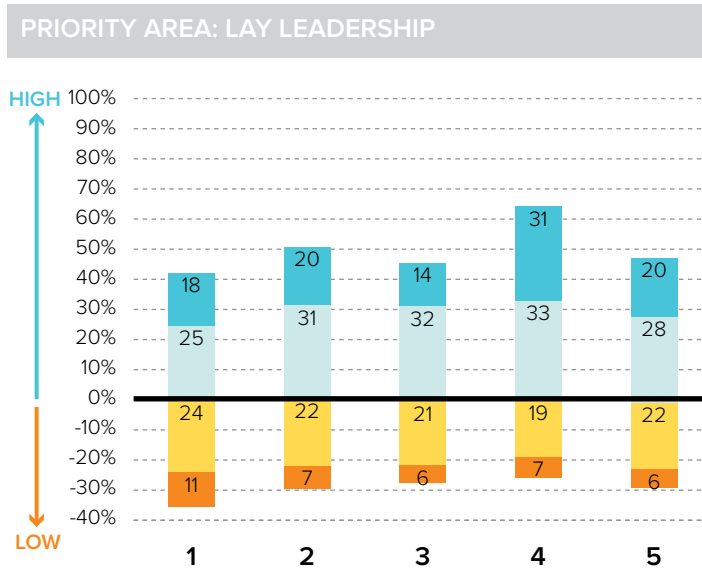
ST. FAUSTINA

WARREN, MI / CENTRAL MACOMB VICARIATE / NORTHEAST REGION

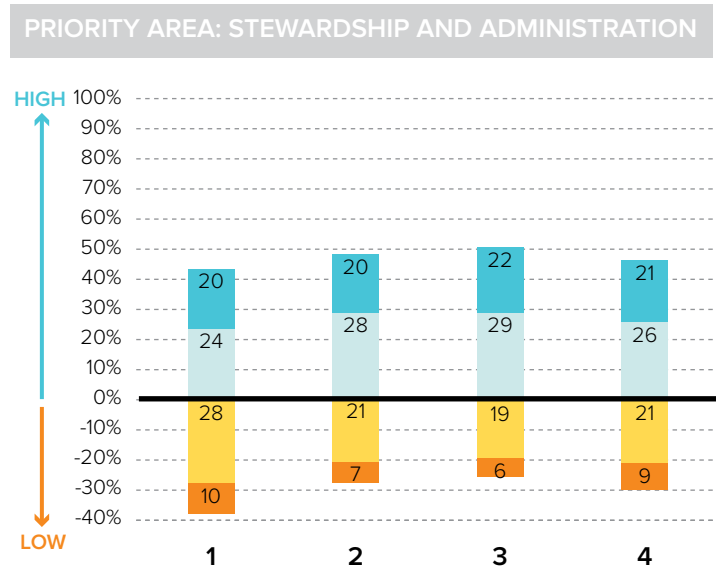
KEY

- % Excellent
- % Good
- % Fair
- % Poor

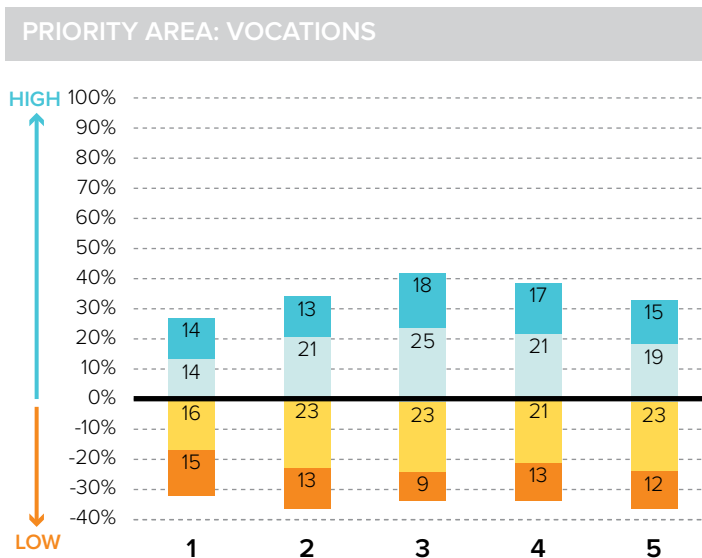
Survey Results Part I: Mission Priorities



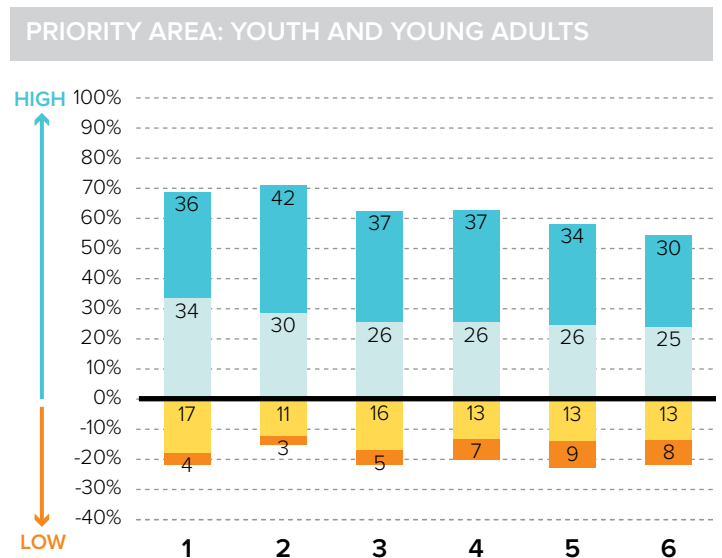
- 1 Training parishioners to identify their spiritual gifts
- 2 Increasing opportunities for lay involvement
- 3 Training and ministry for lay leaders
- 4 Encouraging parishioners to volunteer
- 5 Providing training opportunities for volunteers



- 1 Communicating stewardship as a way of life
- 2 Forming an active Stewardship Commission
- 3 Supporting an active Finance Council
- 4 Financial transparency/accountability



- 1 Forming a vocations committee
- 2 Promoting vocations to priesthood/religious life
- 3 Promoting prayer for vocations
- 4 Inviting young people to consider Church vocations
- 5 Teaching vocation awareness



- 1 Providing regular meetings for teens
- 2 Providing special events for teens (e.g. retreats)
- 3 Engaging youth in parish life and liturgies
- 4 Providing regular meetings for young adults
- 5 Hosting special events for young adults
- 6 Engaging young adults in parish ministries and outreaches

ST. FAUSTINA

WARREN, MI / CENTRAL MACOMB VICARIATE / NORTHEAST REGION

Survey Results Part II: Faith and Parish Life

YEARS AT CURRENT PARISH

How many years have you attended Mass at your current parish?

	Count	%
Less than 1 year	21	22.8%
1-5 years	7	7.6%
6-10 years	10	10.9%
11-20 years	14	15.2%
21-30 years	7	7.6%
31+ years	33	35.9%
Total	92	100.0%

MASS ATTENDANCE

How often do you attend Mass?



REASONS TO MISS MASS

If you do not attend Mass regularly on Sundays, how much does each of the following explain why? % "somewhat" or "very"

Family concerns and needs	36.0%
Health problems or a disability	29.2%
Clusters, mergers, and closures of parishes	27.8%
Demands of work, school, or sports	27.3%
Masses are boring/irrelevant to me	22.3%
The pastor is not welcoming	22.1%
Divorce or marriage outside of Church	16.5%
The parish is not welcoming	15.9%
Lack of children's ministries	15.6%

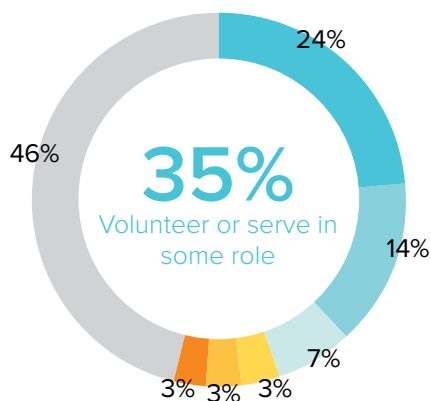
REGISTRATION

Are you a registered member at your current parish?



INVOLVEMENT IN THE PARISH

Do you serve, or have you ever served in any of the following roles in your parish?



KEY

- Volunteer (e.g. catechist, Vacation Bible School)
- Member of a parish council, commission, or committee
- Music ministries (e.g. choir, musician, director)
- Parish support staff (e.g. secretary, maintenance)
- Liturgical ministries (e.g. usher, Eucharistic Minister, lector)
- Parish staff (e.g. youth minister, business manager, DRE)
- None of the above

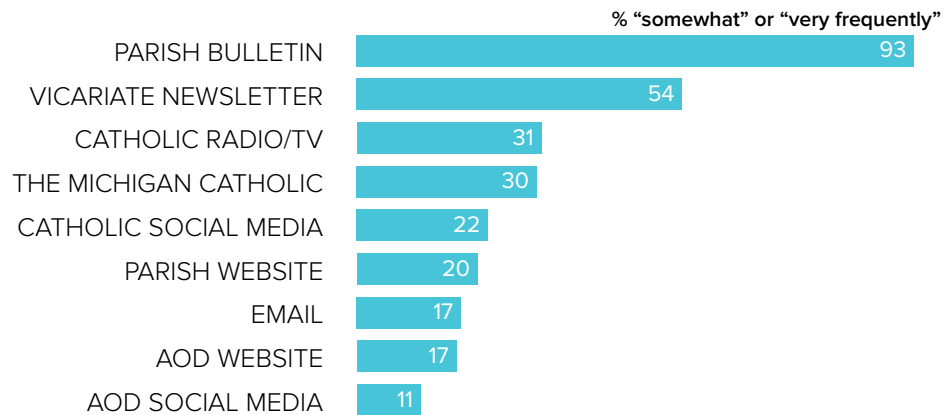
ST. FAUSTINA

WARREN, MI / CENTRAL MACOMB VICARIATE / NORTHEAST REGION

Survey Results Part II: Faith and Parish Life

COMMUNICATION METHODS

How often do you rely on the following for information about your parish, the Archdiocese, or the Catholic Church?



PARISH CHARACTERISTICS

How important to you are these characteristics in a parish?

	% "very important"		% "very important"
Quality worship service	85.0%	Parish social groups/gatherings	43.0%
Daily and weekend Mass schedules	77.9%	Contemporary music	37.2%
Parish embraces Church teachings and values	73.5%	Service activities	36.3%
Children's ministries (for all age groups)	60.0%	Small group ministries (e.g. Bible Study)	30.6%
Devotions (rosary, adoration, etc.)	50.9%	Mass in language(s) other than English	15.2%
Traditional music	49.0%		
Opportunities for penance/confession	46.4%		
Catholic school	44.5%		

PASTOR CHARACTERISTICS

How important to you are these characteristics in a pastor?

	% "very important"
Welcoming spirit	86.6%
Ability to connect scripture to the present	81.3%
Invites people into a personal relationship w/ Jesus	80.2%
Engaging preaching style	73.5%
Manages parish resources effectively	73.5%
Communicates parish priorities	68.3%
Values input from laity	68.1%
Challenges people to live a life of discipleship	65.1%

CHALLENGES FACING THE CHURCH

How would you rate the following as challenges facing the Catholic Church in Southeast Michigan today?

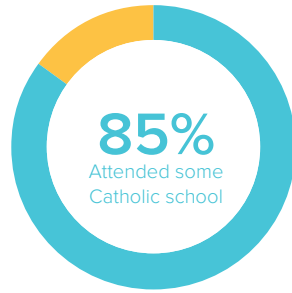
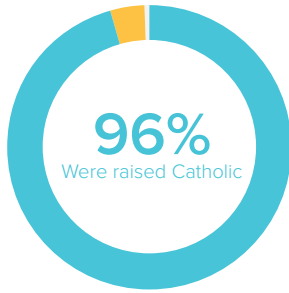
	% "serious challenge"
TOP 5 RESPONSES	
Shortage of priests/decline in vocations	76.8%
Clustering, merging, and closing of parishes	65.1%
Society in general is less religious	63.9%
Church funds/financial management	61.1%
Engaging teens and young adults in parish life	60.1%

ST. FAUSTINA

WARREN, MI / CENTRAL MACOMB VICARIATE / NORTHEAST REGION

Survey Results Part III: Demographics

CATHOLIC BACKGROUND AND EDUCATION




KEY

- Raised Catholic
- Converted to Catholicism
- Not Catholic

KEY

- Attended Catholic school
- Did not attend Catholic school

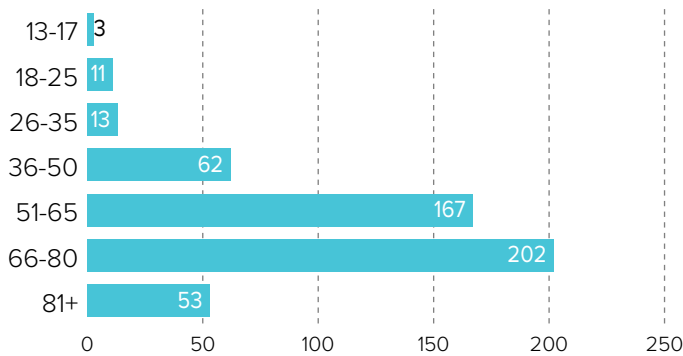
GENDER



69% WOMEN

31% MEN

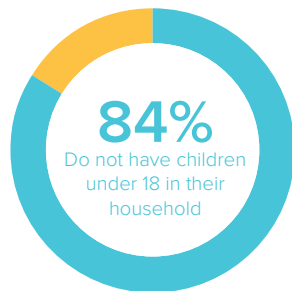
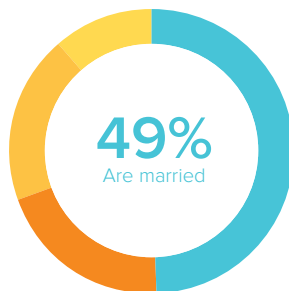
AGE



RACIAL OR ETHNIC BACKGROUND

	Count	%
White	478	94.3%
Black	5	1.0%
Hispanic	4	.8%
Asian	17	3.4%
Native American	1	.2%
Other	2	.4%
Total	507	100.0%

MARITAL STATUS AND CHILDREN IN HOUSEHOLD



KEY

- Married or remarried
- Widowed
- Single, never married
- Divorced or separated

KEY

- Do not have children
- Have children

ESTIMATED HOUSEHOLD INCOME

	Count	%
\$19,000 or less	67	16.7%
\$20,000-39,999	125	31.1%
\$40,000-59,999	80	19.9%
\$60,000-79,999	42	10.4%
\$80,000-99,999	45	11.2%
\$100,000 +	43	10.7%
Total	402	100.0%